

CIRCULATOR

Kasco®

MOVING WATER FORWARD, SINCE 1968

CIRCULATOR

Remove debris, odor, weeds, and algae by creating a strong, directional flow of water. These efficient units are designed and built to perform year round in a variety of applications from lake front property to harsh salt water environments.

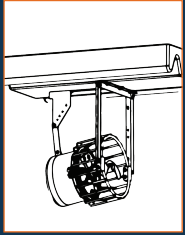
kascomarine.com



Contact us today to learn more | 715.262.4488 | sales@kascomarine.com

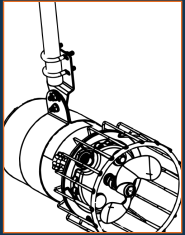
MOUNTING OPTIONS

HORIZONTAL FLOAT



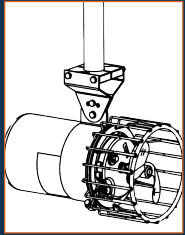
Create elongated patterns of water with five angles of orientation. Three ropes secure unit to shore. Used with 1/2, 3/4 and 1HP units.

UNIVERSAL MOUNT



Mount a 1/2, 3/4 or 1HP unit on a dock or piling. Adjustable angle and depth options. Uses a 1 in. (25 mm) nominal threaded or unthreaded pipe, supplied by customer.

INDUSTRIAL MOUNT



Use with 1/2, 3/4 or 1HP units in areas with moving ice or strong currents. Uses a 1.5 in. (40 mm) nominal threaded or unthreaded pipe, supplied by customer.

POWERFUL MIXING

Using a 3/4HP circulator and in just 30 minutes, dye is completely mixed throughout this 6 ft. deep, 800,000 gallon pond.

BEFORE MIXING



AFTER MIXING



CIRCULATORS

Through continuous water movement, Kasco Circulators eliminate stagnant areas, remove debris and increase oxygen transfer. All external metal, motor and hardware are stainless steel and protected by a sacrificial anode.



- 1/2, 3/4, 1 & 2HP sizes available
- 120V and 208-240V options, 2HP available as three phase
- Built with long lasting internal components
- Complete packages are ETL Listed to UL and CSA standards
- Includes motor unit, power cord, mounting option and optional control panel



WARRANTY

1/2, 3/4 & 1HP - 2 Years
2HP - 3 Years*

*optional 5 year warranty available

MODEL	SIZE (HP)	VOLT(V)	PHASE	AMPS	THRUST (LBS)	OPTIONAL CONTROL PANEL
Horizontal Float Model Numbers						
2400CF	1/2	120	1	5.7	31	C-25
3400CF	3/4	120	1	6.6	36	C-25
3400HCF	3/4	208-240	1	3.1	36	C-220
4400CF	1	120	1	9.1	44	C-25
4400HCF	1	208-240	1	4.4	44	C-220
Universal Dock Mount Model Numbers						
2400CUD	1/2	120	1	5.7	31	C-25
3400CUD	3/4	120	1	6.6	36	C-25
3400HCUD	3/4	208-240	1	3.1	36	C-220
4400CUD	1	120	1	9.1	44	C-25
4400HCUD	1	208-240	1	4.4	44	C-220
Industrial Dock Mount Model Numbers						
2400CID	1/2	120	1	5.7	31	C-25
3400CID	1/2	120	1	6.6	36	C-25
3400HCID	3/4	208-240	1	3.1	36	C-220
4400CID	1	120	1	9.1	44	C-25
4400HCID	1	208-240	1	4.4	44	C-220
8400CID	2	208-240	1	9	56	C-220
2.3CID	2	208-240	3	4.5	56	CA-3235

Product Notes

- "C" models have 25 ft., 50 ft., 100 ft., 150 ft., and 200 ft. cord lengths available (25 ft. not available for 1HP units)
- "HC" models have 50 ft., 100 ft., 150 ft., 200 ft., 250 ft., 300 ft. and 400 ft cord lengths available
- Optional control panels allow timing to be managed from shore.
- Double mechanical seal and stainless steel domed top option available.
- Three phase, 460-480V option available in approved locations only. Contact Kasco for details.
- 50Hz unit available for international market.